

**Program Information Report**

**Custom Auto Body Fabrication and Chassis Design (CVABFC)**

**Advanced Certificate**

**Program Effective Term: Fall 2014**

**High Demand Occupation High Wage Occupation**

The Custom Auto Body Fabrication and Chassis Design certificate focuses on advanced body and paint techniques used to customize automobiles and turn them into "rolling showpieces." Students will expand on knowledge acquired in the Auto Body Repair program. Working in teams, students will build, complete and show a project vehicle. Students will learn advanced sheet metal fabrication and construction of a custom automobile chassis. Areas of study will include various types of building materials and their uses, measurement, pattern development, mechanical drawing, fastener selection, MIG and TIG welding and frame design and suspension types. Other topics such as candies, pearls, tri-stage paint jobs and the application of custom graphics will be discussed. Upon acquiring this advanced certificate, employment possibilities may include specialty shop technician, custom paint technician and metal fabricator/welder.

<b>Major/Area Requirements</b>		<b>(16 credits)</b>
CCC 210	Custom Auto Body Technician I	4
CCC 215	Custom Fabrication and Chassis Design I	4
CCC 250	Custom Auto Body Technician II	4
CCC 255	Custom Fabrication and Chassis Design II	4

**Minimum Credits Required for the Program: 16**

PROGRAM CHANGE OR DISCONTINUATION FORM

Program Code: ~~CVCABT~~ **CVABFC** Program Name: Custom Auto Body Fabrication and Chassis Design Effective Term: Fall 2014  
 Division Code: ATP Department: ABDD

**Directions:**  
 1. Attach the current program listing from the WCC catalog or Web site and indicate any changes to be made.  
 2. Draw lines through any text that should be deleted and write in additions. Extensive narrative changes can be included on a separate sheet.  
 3. Check the boxes below for each type of change being proposed. Changes to courses, discontinuing a course, or adding new courses as part of the proposed program change, must be approved separately using a Master Syllabus form, but should be submitted at the same time as the program change form.

**Requested Changes:**

<input type="checkbox"/> Review	<input type="checkbox"/> Program admission requirements
<input checked="" type="checkbox"/> Remove course(s): CCC 200, 220, 240 260	<input type="checkbox"/> Continuing eligibility requirements
<input checked="" type="checkbox"/> Add course(s): _CCC 210, CCC 215, CCC 250, CCC 255	<input checked="" type="checkbox"/> Program outcomes
<input checked="" type="checkbox"/> Program title (title was: <u>Custom Auto Body Technician</u> )	<input type="checkbox"/> Accreditation information
<input checked="" type="checkbox"/> Description	<input type="checkbox"/> Discontinuation (attach program discontinuation plan that includes transition of students and timetable for phasing out courses)
<input type="checkbox"/> Type of award	<input type="checkbox"/> Other _____
<input type="checkbox"/> Advisors	
<input type="checkbox"/> Articulation information	





Show all changes on the attached page from the catalog.

**Rationale for proposed changes or discontinuation:**  
 Because of the length of the advanced certificate programs, student success and completion rates have been below expectations. With students unable to complete all courses because of limited offerings we are revising the program. We are combining material from both CCC programs and courses into one program with fewer credit hours required for the program.

**Financial/staffing/equipment/space implications:**  
 None

**List departments that have been consulted regarding their use of this program.**  
 Auto Body

**Signatures:**

Reviewer	Print Name	Signature	Date
Initiator	Scott Malnar		9-9-13
Department Chair	Scott Malnar		9-9-13
Division Dean/Administrator	Marilyn Donham		9.24.13
Vice President for Instruction	William Abernethy		10-17-13

Do not write in shaded area. Entered in: Banner \_\_\_\_\_ C&A Database 10/24/13 Log File 10/24/13 Board Approval \_\_\_\_\_

Please submit completed form to the Office of Curriculum and Assessment and email an electronic copy to [sjohn@wccnet.edu](mailto:sjohn@wccnet.edu) for posting on the website.

*Be done logged 9/26/13 sjv*  
 Office of Curriculum & Assessment

## **Custom Auto Body Fabrication and Chassis Design**

The Custom Auto Body Fabrication and Chassis Design certificate focuses on advanced body and paint techniques used to customize automobiles and turn them into "rolling showpieces." Students will expand on Knowledge acquired in the Auto Body Repair Program. Working in teams, students will build, complete and show a project vehicle. Students will learn advanced sheet metal fabrication and construction of a custom automobile chassis. Areas of study will include various types of building materials and their uses, measurement, pattern development, mechanical drawing, fastener selection, MIG and TIG welding and frame design and suspension types. Other topics such as candies, pearls, tri-stage paint jobs and the application of custom graphics will be discussed. Upon acquiring this advanced certificate, employment possibilities may include specialty shop technician, custom paint technician and metal fabricator/welder.

### **No Admission Requirements**

**PROGRAM PROPOSAL FORM**

- Preliminary Approval** – Check here when using this form for preliminary approval of a program proposal, and respond to the items in general terms.
- Final Approval** – Check here when completing this form after the Vice President for Instruction has given preliminary approval to a program proposal. For final approval, complete information must be provided for each item.

<b>Program Name:</b>	<u>Custom Auto Body Technician</u>	<b>Program Code:</b>  <u>CV CABT</u>  <b>CIP Code:</b>  <u>47.0603</u>
<b>Division and Department:</b>	<u>VCT / ABDD</u>	
<b>Type of Award:</b>	<input type="checkbox"/> AA <input type="checkbox"/> AS <input type="checkbox"/> AAS <input type="checkbox"/> Cert. <input checked="" type="checkbox"/> Adv. Cert. <input type="checkbox"/> Post-Assoc. Cert. <input type="checkbox"/> Cert. of Comp.	
<b>Effective Term/Year:</b>	<u>W/08</u>	
<b>Initiator:</b>	<u>Robert Lowing</u>	
<b>Program Features</b> Program's purpose and its goals.  Criteria for entry into the program, along with projected enrollment figures.  Connection to other WCC programs, as well as accrediting agencies or professional organizations.  Special features of the program.	1) To provide students with a choice in career paths within the Custom Car industry. The fields of Custom Auto Body Technician and Custom Fabrication and Chassis Design are unique career tracks. The division of these programs into separate tracks will better prepare students for employment in their chosen field.  2) Completion of the Auto Body Repair (CFCR) certificate with a B average. Enrollment estimated at 10 in the first year.  3) Accreditations include I-CAR, NATEF, and ASE.  4) The program provides a detailed insight into the industry.	
<b>Need</b>  Need for the program with evidence to support the stated need.	The existing Custom Cars and Concepts Certificate (CVCCC) is being split into two separate programs, Custom Auto Body Technician and Custom Fabrication and Chassis Design. This will prepare students for the specific type of employment they seek. The one-year enrollment increase in the Auto Body Repair discipline was 17% in 2006-07. The 5-Year change in enrollment (2002-2007) was +113.6%.	
<b>Program Outcomes/Assessment</b>  State the knowledge to be gained, skills to be learned, and attitudes to be developed by students in the program.  Include assessment methods that will be used to determine the effectiveness of the program.	<u>Outcomes</u> 1. Create and demonstrate current paint schemes in custom vehicle applications. 2. Identify and demonstrate knowledge of refinishing products used on custom vehicles. 3. Demonstrate strong skill sets in body modification and fabrication.	<u>Assessment method</u> 1. Student achievement record, and final exam 2. Student achievement record, and final exam 3. Student achievement record, and final exam

Please return completed form to the Office of Curriculum & Assessment and email an electronic copy to [sjohn@wccnet.edu](mailto:sjohn@wccnet.edu) for posting on the website.

<b>Curriculum</b> List the courses in the program as they should appear in the catalog. List minimum credits required. Include any notes that should appear below the course list.	<table border="0"> <tr> <td>CCC 200</td> <td>Custom Auto Body Technician I</td> <td>4 credits</td> </tr> <tr> <td>CCC 220</td> <td>Custom Auto Body Technician II</td> <td>4 credits</td> </tr> <tr> <td>CCC 240</td> <td>Custom Auto Body Technician III</td> <td>4 credits</td> </tr> <tr> <td>CCC 260</td> <td>Custom Auto Body Technician IV</td> <td>6 credits</td> </tr> <tr> <td></td> <td style="text-align: right;"><b>Total</b></td> <td><b>18 credits</b></td> </tr> </table>			CCC 200	Custom Auto Body Technician I	4 credits	CCC 220	Custom Auto Body Technician II	4 credits	CCC 240	Custom Auto Body Technician III	4 credits	CCC 260	Custom Auto Body Technician IV	6 credits		<b>Total</b>	<b>18 credits</b>						
CCC 200	Custom Auto Body Technician I	4 credits																						
CCC 220	Custom Auto Body Technician II	4 credits																						
CCC 240	Custom Auto Body Technician III	4 credits																						
CCC 260	Custom Auto Body Technician IV	6 credits																						
	<b>Total</b>	<b>18 credits</b>																						
<b>Budget</b> Specify program costs in the following areas, per academic year:  Program already exists	<table border="1"> <thead> <tr> <th></th> <th>START-UP COSTS</th> <th>ONGOING COSTS</th> </tr> </thead> <tbody> <tr> <td><b>Faculty</b></td> <td>\$ .</td> <td>\$ .</td> </tr> <tr> <td><b>Training/Travel</b></td> <td>.</td> <td>.</td> </tr> <tr> <td><b>Materials/Resources</b></td> <td>.</td> <td>.</td> </tr> <tr> <td><b>Facilities/Equipment</b></td> <td>.</td> <td>.</td> </tr> <tr> <td><b>Other</b></td> <td>.</td> <td>.</td> </tr> <tr> <td style="text-align: right;"><b>TOTALS:</b></td> <td><b>\$ 0 .</b></td> <td><b>\$ .</b></td> </tr> </tbody> </table>				START-UP COSTS	ONGOING COSTS	<b>Faculty</b>	\$ .	\$ .	<b>Training/Travel</b>	.	.	<b>Materials/Resources</b>	.	.	<b>Facilities/Equipment</b>	.	.	<b>Other</b>	.	.	<b>TOTALS:</b>	<b>\$ 0 .</b>	<b>\$ .</b>
	START-UP COSTS	ONGOING COSTS																						
<b>Faculty</b>	\$ .	\$ .																						
<b>Training/Travel</b>	.	.																						
<b>Materials/Resources</b>	.	.																						
<b>Facilities/Equipment</b>	.	.																						
<b>Other</b>	.	.																						
<b>TOTALS:</b>	<b>\$ 0 .</b>	<b>\$ .</b>																						
<b>Program Description for Catalog and Web site</b>	<p style="text-align: center;"><u>* Custom Auto Body Technician *</u></p> <p>The custom auto body advanced certificate focuses on advanced body and paint techniques used to customize automobiles and turn them into “rolling showpieces”. Working in teams, students will build, complete and show a project vehicle. Students will learn advanced sheet metal fabrication techniques and how to use the specialty tools needed to accomplish these tasks.</p> <p>Other topics such as candies, pearls, tri-stage paint jobs, and the application of custom graphics will be discussed. Upon acquiring this certificate, employment possibilities include specialty shop technician, custom paint technician, and collision repair technician.</p>																							
<b>Program Information</b>	<p><b>Accreditation/Licensure</b> - I-CAR, NATEF, and ASE.</p> <p><b>Advisors</b> – Gary Sobby</p> <p><b>Advisory Committee</b> – Already in existence</p> <p><b>Admission requirements</b> - In order to enroll in this program, students must complete the Auto Body Repair (CFCR) certificate program with a grade of “B” or better in each course.</p> <p><b>Articulation agreements</b> - None</p> <p><b>Continuing eligibility requirements</b> - None</p>																							

**Assessment plan:**

Program outcomes to be assessed	Assessment tool	When assessment will take place	Courses/other populations	Number students to be assessed
1. Create and demonstrate current paint schemes in custom vehicle applications.	1. Student achievement record, and final exam	W/08 & every 3 yrs	All sections	All students in all sections
2. Identify and demonstrate knowledge of refinishing products used on custom	2. Student achievement record, and final exam	W/08 & every 3 yrs	All sections	All students in all sections

vehicles				
3. Demonstrate strong skill sets in body modification and fabrication.	3. Student achievement record, and final exam	W/08 & every 3 yrs	All sections	All students in all sections

**Scoring and analysis plan:**

1. Indicate how the above assessment(s) will be scored and evaluated (e.g. departmentally developed rubric, external evaluation, other). Attach the rubric.

The final exam will be scored against the answer sheet. Points will be assigned to each question with the results compared to the scoring guide. Practical application of the task will be evaluated using the Student Achievement Record. Each task is worth 5 points and will be evaluated by the instructor based on the rubric below:

- 5 points = Excellent work done with no flaws and without help from instructor, follows safety requirements
- 4 points = Above average work done with little to no flaws with some help from instructor. Follows all safety requirements
- 3 points = Average work done with few flaws and some help from instructor. Follows most safety requirements.
- 2 points = Either below average work or average work done with substantial help from instructor. Meets minimal safety requirements.
- 1 point = Failed to complete task or finished product not to code or student doesn't follow safety requirements.

2. Indicate the standard of success to be used for this assessment.





The standard of success of student performance and retention will be: 80% of the students will score 85% or higher on final exam and student achievement record. ( Final+ Achievement Record) / 2 = 85% or higher).

3. Indicate who will score and analyze the data.

Department chair and instructors will blind-score the data. We will review to identify if there are areas of weakness or needed changes.

4. Explain how and when the assessment results will be used for program improvement.

Assessment and update the course content. Analysis will also be done to evaluate the type of instruction used and if we identify areas of consistent weakness.

REVIEWER	PRINT NAME	SIGNATURE	DATE
Department Chair/Area Director	Gary Sobby		
Dean	Bruce Greene		1/28/08
Vice President for Instruction <input type="checkbox"/> Approved for Development <input checked="" type="checkbox"/> Final Approval			3/11/08
President			4/24/08
Board Approval			

ln logged 1/31/08 sj/  
Office of Curriculum & Assessment  
ln logged 3/19 02

**Program Information Report**

**School of Automotive and Motorcycle Technology**

**Automotive Services**

**Custom Auto Body Technician (CVCABT)**

**Advanced Certificate**

**Program Effective Term: Fall 2008**

The Custom Auto Body Technician advanced certificate focuses on advanced body and paint techniques used to customize automobiles and turn them into "rolling showpieces." Working in teams, students will build, complete and show a project vehicle. Students will learn advanced sheet metal fabrication techniques and how to use the specialty tools needed to accomplish these tasks.

Other topics such as candies, pearls, tri-stage paint jobs, and the application of custom graphics will be discussed. Upon acquiring this advanced certificate, employment possibilities include specialty shop technician, custom paint technician, and collision repair technician.

**Program Admission Requirements:**

In order to enroll in this program, students must complete the Auto Body Repair (CTAUBR) certificate program with a grade of "B" or better in each course.

Major/Area Requirements		(18 credits)
CCC 200	Custom Auto Body Technician I	4
CCC 220	Custom Auto Body Technician II	4
CCC 240	Custom Auto Body Technician III	4
CCC 260	Custom Auto Body Technician IV	6

**Minimum Credits Required for the Program: 18**

**PROGRAM PROPOSAL FORM**

- Preliminary Approval** – Check here when using this form for preliminary approval of a program proposal, and respond to the items in general terms.
- Final Approval** – Check here when completing this form after the Vice President for Instruction has given preliminary approval to a program proposal. For final approval, complete information must be provided for each item.

<b>Program Name:</b>	<u>Custom Fabrication &amp; Chassis Design</u>		<b>Program Code:</b> <span style="font-size: 1.2em; font-family: cursive;">CVCFCD</span>  <b>CIP Code:</b> <span style="font-size: 1.2em; font-family: cursive;">47.0603</span>
<b>Division and Department:</b>	<u>VCT</u>		
<b>Type of Award:</b>	<input type="checkbox"/> AA <input type="checkbox"/> AS <input type="checkbox"/> AAS <input type="checkbox"/> Cert. <input checked="" type="checkbox"/> Adv. Cert. <input type="checkbox"/> Post-Assoc. Cert. <input type="checkbox"/> Cert. of Comp.		
<b>Effective Term/Year:</b>	<u>W/08</u>		
<b>Initiator:</b>	<u>Scott Malnar</u>		
<b>Program Features</b> Program's purpose and its goals. Criteria for entry into the program, along with projected enrollment figures. Connection to other WCC programs, as well as accrediting agencies or professional organizations. Special features of the program.	<ol style="list-style-type: none"> <li>1) To provide students with a choice in career paths within the Custom Car industry. The fields of Custom Auto Body Technician and Custom Fabrication and Chassis Design are unique career tracks. The division of these programs into separate tracks will better prepare students for employment in their chosen field.</li> <li>2) Completion of the Auto Body Repair (CFCR) certificate with a B average. Enrollment estimated at 10 in the first year.</li> <li>3) Accreditations include I-CAR, NATEF, and ASE.</li> <li>4) The program provides a detailed insight into the industry.</li> </ol>		
<b>Need</b> Need for the program with evidence to support the stated need.	The existing Custom Cars and Concepts Certificate (CVCCC) is being split into two separate programs, Custom Auto Body Technician and Custom Fabrication and Chassis Design. This will prepare students for the specific type of employment they seek. The one-year enrollment increase in the Auto Body Repair discipline was 17% in 2006-07. The 5-Year change in enrollment (2002-2007) was +113.6%.		
<b>Program Outcomes/Assessment</b> State the knowledge to be gained, skills to be learned, and attitudes to be developed by students in the program.  Include assessment methods that will be used to determine the effectiveness of the program.	<u>Outcomes</u>	<u>Assessment method</u>	
	<ol style="list-style-type: none"> <li>1. Use advanced custom tools and machinery in chassis building.</li> <li>2. Utilize industry resources in the design of custom vehicles.</li> <li>3. Perform metal shaping and fabrication skills in the creation of custom parts.</li> <li>4. Demonstrate TIG and MIG welding skills used in the building of custom vehicles.</li> </ol>	<ol style="list-style-type: none"> <li>1. Student achievement record and final exam</li> <li>2. Student achievement record and final exam</li> <li>3. Student achievement record and final exam</li> <li>4. Student achievement record and final exam</li> </ol>	

Please return completed form to the Office of Curriculum & Assessment and email an electronic copy to [sjohn@wccnet.edu](mailto:sjohn@wccnet.edu) for posting on the website.



<b>Curriculum</b> List the courses in the program as they should appear in the catalog. List minimum credits required. Include any notes that should appear below the course list.	<table border="1"> <tr> <td>CCC 201</td> <td>Custom Fabrication &amp; Chassis Design I</td> <td>4 credits</td> </tr> <tr> <td>WAF 215</td> <td>Welding V Advanced GTAW &amp; GMAW</td> <td>4 credits</td> </tr> <tr> <td>CCC 221</td> <td>Custom Fabrication &amp; Chassis Design II</td> <td>4 credits</td> </tr> <tr> <td>CCC 241</td> <td>Custom Fabrication &amp; Chassis Design III</td> <td>6 credits</td> </tr> <tr> <td colspan="2" style="text-align: right;"><b>TOTAL</b></td> <td><b>18 credits</b></td> </tr> </table>			CCC 201	Custom Fabrication & Chassis Design I	4 credits	WAF 215	Welding V Advanced GTAW & GMAW	4 credits	CCC 221	Custom Fabrication & Chassis Design II	4 credits	CCC 241	Custom Fabrication & Chassis Design III	6 credits	<b>TOTAL</b>		<b>18 credits</b>						
CCC 201	Custom Fabrication & Chassis Design I	4 credits																						
WAF 215	Welding V Advanced GTAW & GMAW	4 credits																						
CCC 221	Custom Fabrication & Chassis Design II	4 credits																						
CCC 241	Custom Fabrication & Chassis Design III	6 credits																						
<b>TOTAL</b>		<b>18 credits</b>																						
<b>Budget</b> Specify program costs in the following areas, per academic year:  Already exists	<table border="1"> <thead> <tr> <th></th> <th>START-UP COSTS</th> <th>ONGOING COSTS</th> </tr> </thead> <tbody> <tr> <td><b>Faculty</b></td> <td>\$ .</td> <td>\$ .</td> </tr> <tr> <td><b>Training/Travel</b></td> <td>.</td> <td>.</td> </tr> <tr> <td><b>Materials/Resources</b></td> <td>.</td> <td>.</td> </tr> <tr> <td><b>Facilities/Equipment</b></td> <td>.</td> <td>.</td> </tr> <tr> <td><b>Other</b></td> <td>.</td> <td>.</td> </tr> <tr> <td style="text-align: right;"><b>TOTALS:</b></td> <td><b>\$ 0 .</b></td> <td><b>\$ .</b></td> </tr> </tbody> </table>				START-UP COSTS	ONGOING COSTS	<b>Faculty</b>	\$ .	\$ .	<b>Training/Travel</b>	.	.	<b>Materials/Resources</b>	.	.	<b>Facilities/Equipment</b>	.	.	<b>Other</b>	.	.	<b>TOTALS:</b>	<b>\$ 0 .</b>	<b>\$ .</b>
	START-UP COSTS	ONGOING COSTS																						
<b>Faculty</b>	\$ .	\$ .																						
<b>Training/Travel</b>	.	.																						
<b>Materials/Resources</b>	.	.																						
<b>Facilities/Equipment</b>	.	.																						
<b>Other</b>	.	.																						
<b>TOTALS:</b>	<b>\$ 0 .</b>	<b>\$ .</b>																						
<b>Program Description for Catalog and Web site</b>	<p style="text-align: center;"><u>* Custom Fabrication and Chassis Design *</u></p> <p>The custom fabrication and chassis design certificate expands on knowledge acquired in the Auto Body Repair program. Students working in a team environment will design, build, complete, and show a project vehicle. Students will learn techniques used in the construction of a custom automotive chassis. Areas of study will include various types of building materials and their uses, measurement, pattern development, mechanical drawing, fastener selection, mig and tig welding, and frame design. Modifications such as boxing, c-notching, motor mount design, and cross member construction will be explored. Additional information on suspension types, their design, and their construction will also be covered. Employment opportunities for students who acquire this certificate may include welder, metal fabricator, specialty shop technician, and race team technician.</p>																							
<b>Program Information</b>	<p><b>Accreditation/Licensure</b> - I-CAR, NATEF, and ASE.</p> <p><b>Advisors</b> – Gary Sobry</p> <p><b>Advisory Committee</b> – Already in existence</p> <p><b>Admission requirements</b> - In order to enroll in this program, students must complete the Auto Body Repair (CFRC) certificate program with a grade of “B” or better in each course.</p> <p><b>Articulation agreements</b> - None</p> <p><b>Continuing eligibility requirements</b> - None</p>																							

Program outcomes to be assessed	Assessment tool	When assessment will take place	Courses/other populations	Number students to be assessed
1. Use advanced custom tools and machinery in chassis building.	1. Student achievement record and final exam	W/08 & every 3 yrs	All sections	All students in all sections
2. Utilize industry resources in the design of custom vehicles.	2. Student achievement record and final exam	W/08 & every 3 yrs	All sections	All students in all sections
3. Perform metal shaping and fabrication skills in the creation of custom parts.	3. Student achievement record and final exam	W/08 & every 3 yrs	All sections	All students in all sections
4. Demonstrate TIG and MIG welding skills used in the building of custom vehicles.	4. Student achievement record and final exam	W/08 & every 3 yrs	All sections	All students in all sections

### Scoring and analysis plan:

1. Indicate how the above assessment(s) will be scored and evaluated (e.g. departmentally developed rubric, external evaluation, other). Attach the rubric.

The final exam will be scored against the answer sheet. Points will be assigned to each question with the results compared to the scoring guide. Practical application of the task will be evaluated using the Student Achievement Record. Each task is worth 5 points and will be evaluated by the instructor based on the rubric below:

- 5 points = Excellent work done with no flaws and without help from instructor, follows safety requirements
- 4 points = Above average work done with little to no flaws with some help from instructor. Follows all safety requirements
- 3 points = Average work done with few flaws and some help from instructor. Follows most safety requirements.
- 2 points = Either below average work or average work done with substantial help from instructor. Meets minimal safety requirements.
- 1 point = Failed to complete task or finished product not to code or student does not follow safety requirements.

2. Indicate the standard of success to be used for this assessment.





The standard of success of student performance and retention will be: 80% of the students will score 85% or higher on final exam and student achievement record. ( Final + Achievement Record) / 2 = 85% or higher).

3. Indicate who will score and analyze the data.

Department chair and instructors will blind-score the data. We will review to identify if there are areas of weakness or needed changes.

4. Explain how and when the assessment results will be used for program improvement.

Assessment and update the course content. Analysis will also be done to evaluate the type of instruction used and if we identify areas of consistent weakness.

REVIEWER	PRINT NAME	SIGNATURE	DATE
Department Chair/Area Director	Gary Sobry		
Dean	Bruce Greene		1-28-08
Vice President for Instruction <input type="checkbox"/> Approved for Development <input checked="" type="checkbox"/> Final Approval			3/11/08
President			4/28/08
Board Approval			

Logged 1/31/08 sjv  
 Office of Curriculum & Assessment  
 Logged 3/19

**Program Information Report**

**School of Automotive and Motorcycle Technology**

**Automotive Services**

**Custom Fabrication and Chassis Design (CVCFCD)**

**Advanced Certificate**

**Program Effective Term: Fall 2008**

The Custom Fabrication and Chassis Design advanced certificate expands on knowledge acquired in the Auto Body Repair program. Students working in a team environment will design, build, complete, and show a project vehicle. Students will learn techniques used in the construction of a custom automotive chassis. Areas of study will include various types of building materials and their uses, measurement, pattern development, mechanical drawing, fastener selection, MIG and TIG welding, and frame design. Modifications such as boxing, c-notching, motor mount design, and cross member construction will be explored. Additional information on suspension types, their design, and their construction will also be covered. Employment opportunities for students who acquire this certificate may include welder, metal fabricator, specialty shop technician, and race team technician.

**Program Admission Requirements:**

In order to enroll in this program, students must complete the Auto Body Repair (CTAUBR) certificate with a grade of "B" or better in each course.

Major/Area Requirements		(18 credits)
CCC 201	Custom Fabrication and Chassis Design I	4
CCC 221	Custom Fabrication and Chassis Design II	4
CCC 241	Custom Fabrication and Chassis Design III	6
WAF 215	Welding V Advanced GTAW and GMAW	4

**Minimum Credits Required for the Program: 18**