

WCC RADIOGRAPHY PROGRAM ANNUAL ASSESSMENT PLAN

Program Code: APRAD	Program Title: Radiography	Effective Term: Immediate
----------------------------	-----------------------------------	----------------------------------

	Student Outcomes	Assessment Tool	Benchmark	Timeline	Faculty Responsible
1.1	Students will perform diagnostic radiographic procedures.	RAD 150 - Radiographic Positioning Simulation Exercises (Spinal Column)	Students will achieve a score of 90% or higher	First Year, 4 th semester (Spring/Summer)	Clinical Coordinator
		RAD 240 - Final Clinical Performance Evaluation: Competency Maintenance – 2 nd statement	Average score \geq 3.5 (1 – 5-point scale)	Second Year, 7 th semester (Spring/Summer)	Clinical Coordinator
1.2	Students will operate radiographic equipment.	RAD 120 - Final Clinical Performance Evaluation: Technical Aptitude – 3 rd statement	Average score \geq 3 (1 – 4-point scale)	First Year, 3 rd semester (Winter)	Clinical Coordinator
1.3	Students will demonstrate the ability to perform basic patient care assessment skills.	RAD 222 Patient Assessment Skills Check-Out Form: Venipuncture	On a sampling of the Patient Assessment Skills Check Out Form, 90% of students will achieve a passing grade on the venipuncture skills checkout form. Average score \geq 17 (total points 20)	Second Year, 5 th semester (Fall)	RAD 222 Instructor
		RAD 101: Patient Transfer Competency Form	Average score \geq 32 (total points 39)	First Year, 1 st semester (Spring/Summer)	RAD 101 Instructor

WCC RADIOGRAPHY PROGRAM ANNUAL ASSESSMENT PLAN

	Student Outcomes	Assessment Tool	Benchmark	Timeline	Faculty Responsible
2.1	Students will use effective oral communication skills in the clinical setting.	Radiography Student Professional Skills Evaluation - Question 1	Average score ≥ 3 (1 – 4-point scale)	Second Year, 7 th semester (Spring/Summer)	Clinical Coordinator
		RAD 120 Final Evaluation: Patient Communication – 1 st statement	Average score ≥ 3 (1 – 4-point scale)	First Year, 3 rd semester (Winter)	Clinical Coordinator
2.2	Students will practice writing skills.	RAD 120 - Contrast Case Study paper	Average score ≥ 80 points (100-point rubric)	First Year, 3 rd semester (Winter)	Clinical Coordinator
		RAD 225 – Advanced-Level Training Research Paper	Average score ≥ 80 points (100-point rubric)	Second Year, 6 th semester (Winter)	Clinical Coordinator

	Student Outcomes	Assessment Tool	Benchmark	Timeline	Faculty Responsible
3.1	Students will calculate the correct exposure factors.	RAD 217 Radiographic Technique Manual Project	Average score of 90% or better (100 points)	Second Year, 5 th semester (Fall)	Clinical Coordinator
		RAD 124 Lab Assignment Effect of Distance on Density/Exposure Maintenance Formula	Average score ≥ 20 (26 points)	First Year, 2 nd semester (Fall)	RAD 124 Instructor

WCC RADIOGRAPHY PROGRAM ANNUAL ASSESSMENT PLAN

3.2.	Students will solve problems in the clinical setting.	Radiography Student Professional Skills Evaluation Question - 6	Average score ≥ 3 (1 – 4-point scale)	Second Year, 7 th semester (Spring/Summer)	Clinical Coordinator
		RAD 225 Final Evaluation (Judgment/Accountability 8th Statement)	Average score ≥ 3.5 (1 - 5-point scale)	Second Year, 6 th semester (Winter)	Clinical Coordinator

	Student Outcomes	Assessment Tool	Benchmark	Timeline	Faculty Responsible
4.1	Graduates will value the principles of lifelong learning.	Graduate Exit Survey (Question 17) – “Do you have plans to continue your education in the field of diagnostic imaging?”	Average score ≥ 3 (4-point scale)	Second Year, 7 th semester (Spring/Summer)	Program Director

4.2	Students will recognize the ethical and medical issues in patient care.	RAD 110 writing assignment, Patient/Co-Worker Communication, and Cultural Diversity	Average score of 80 points or better (100 points rubric)	First Year, 1 st semester (Spring/Summer)	Clinical Coordinator
		RAD 103 – Unit 4 Homework Essay Questions on Ethical and Medical Issues in Patient Care	Average score > 32 points (40 points)	First Year, 1 st semester (Spring/Summer)	Clinical Coordinator

WCC RADIOGRAPHY PROGRAM ANNUAL ASSESSMENT PLAN

4.3	Students will exhibit professional behaviors in the clinical setting.	RAD 150 Final Performance Evaluation – (Interpersonal Relationships: The ability to communicate and interact in a professional manner with clinical staff and peers.)	Average score ≥ 3 (1 – 4-point scale)	First Year, 4 th semester (Spring/Summer)	Clinical Coordinator
		RAD 240 Final Performance Evaluation – Interpersonal Relationships: 2 nd statement	Average score ≥ 3 (1 – 4-point scale)	Second Year, 7 th semester (Spring/Summer)	Clinical Coordinator

WCC RADIOGRAPHY PROGRAM ANNUAL ASSESSMENT PLAN


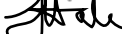
	Student Outcomes	Assessment Tool	Benchmark	Timeline	Faculty Responsible
1.	The 5-year average pass rate for the ARRT credentialing examination is not less than 75% on the first attempt.	ARRT Annual Program Summary Report for WCC graduates	The five-year average pass rate of not less than 75% on the 1 st attempt of the National Radiography Certificate Examination administered by the American Registry of Radiologic Technologists (ARRT).	Annually in July	Program Director
2.	5-year average job placement rate of graduates actively seeking employment is not less than 75% within 12 month of graduation.	Email & Social Media	Five-year average job placement rate of not less than 75% within 12 months of graduation	Annually in July	Program Director
3.	Students admitted to the program will successfully complete the program within the 2-year sequence.	Admission/Graduation data	70% of the students admitted and enrolled in the program will complete the program within two years. The benchmark will be based on program retention rates as defined by the Joint Review Committee on Education in Radiologic Technology (JRCERT). When calculating the completion rate, the program will not consider students who attrite due to nonacademic reasons. This can include financial, medical/mental health, or family reasons, military deployment, a change in major/course of study, and/or other reasons classified as a nonacademic withdrawal.	Annually in July	Program Director

WCC RADIOGRAPHY PROGRAM ANNUAL ASSESSMENT PLAN

4.	Graduates will indicate that the program adequately prepared them for entry-level positions.	Graduate Exit Survey (Question 13)	Average score ≥ 3 (5-point scale; 5 = strongly agree, 1=strongly disagree)	Annually in July	Program Director
----	--	------------------------------------	---	------------------	------------------

5.	Employers will indicate that the program graduates are adequately prepared for entry-level positions.	Radiography Student Professional Skills Evaluation	Average score ≥ 3 (4-point scale)	Annually in August	Clinical Coordinator
----	---	--	--	--------------------	----------------------

All students enrolled in the Radiography Program will be assessed as one cohort over a two year period.

Reviewer	Print Name	Signature	Date
Initiator	William Nelson	William Nelson <small>Digitally signed by William Nelson Date: 2023.05.02 10:08:15 -04'00'</small>	
Department Chair	Kristina Sprague	Kristina Sprague <small>Digitally signed by Kristina Sprague Date: 2023.05.02 10:21:55 -04'00'</small>	
Division Dean/Administrator	Shari Lambert	Shari Lee Lambert, DNP, RN <small>Digitally signed by Shari Lee Lambert, DNP, RN Date: 2023.05.03 10:57:08 -04'00'</small>	
Please return completed form to the Office of Curriculum & Assessment, SC 257 or by e-mail to curriculum.assessment@wccnet.edu			
Curriculum Committee Chair	Randy Van Wagnen		3-9-24
Assessment Committee Chair	Jessica Hale		3-13-24

Do not write in shaded area. Entered in: Banner _____ C&A Database _____ Log File _____

WCC RADIOGRAPHY PROGRAM ANNUAL ASSESSMENT PLAN

	Student Outcomes	Assessment Tool	Benchmark	Timeline	Faculty Responsible
1.1	Students will perform diagnostic radiographic procedures.	RAD 150 - Radiographic Positioning Simulation Exercises (Spinal Column)	Students will achieve a score of 90% or higher	First Year, 4 th semester (Spring/Summer)	Clinical Coordinator
		RAD 240 - Final Clinical Performance Evaluation: Competency Maintenance – 2 nd statement	Average score ≥ 3 (1 – 4-point scale)	Second Year, 7 th semester (Spring/Summer)	Clinical Coordinator
1.2	Students will operate radiographic equipment.	RAD 120 - Final Clinical Performance Evaluation: Technical Aptitude – 3 rd statement	Average score ≥ 3 (1 – 4-point scale)	First Year, 3 rd semester (Winter)	Clinical Coordinator
1.3	Students will demonstrate the ability to perform basic patient care assessment skills.	RAD 222 Patient Assessment Skills Check-Out Form: Venipuncture	On a sampling of the Patient Assessment Skills Check Out Form, 90% of students will achieve a passing grade on the venipuncture skills checkout form. Average score ≥ 17 (total points 20)	Second Year, 5 th semester (Fall)	RAD 222 Instructor
		RAD 101: Patient Transfer Competency Form	Average score ≥ 32 (total points 39)	First Year, 1 st semester (Spring/Summer)	RAD 101 Instructor

WCC RADIOGRAPHY PROGRAM ANNUAL ASSESSMENT PLAN

	Student Outcomes	Assessment Tool	Benchmark	Timeline	Faculty Responsible
2.1	Students will use effective oral communication skills in the clinical setting.	Radiography Student Professional Skills Evaluation - Question 1	Average score ≥ 3 (1 – 4-point scale)	Second Year, 7 th semester (Spring/Summer)	Clinical Coordinator
		RAD 120 Final Evaluation: Patient Communication – 1 st statement	Average score ≥ 3 (1 – 4-point scale)	First Year, 3 rd semester (Winter)	Clinical Coordinator
2.2	Students will practice writing skills.	RAD 120 - Contrast Case Studypaper	Average score ≥ 80 points (100-point rubric)	First Year, 3 rd semester (Winter)	Clinical Coordinator
		RAD 225 – Advanced-Level Training Research Paper	Average score ≥ 80 points (100-point rubric)	Second Year, 6 th semester (Winter)	Clinical Coordinator

	Student Outcomes	Assessment Tool	Benchmark	Timeline	Faculty Responsible
3.1	Students will calculate the correct exposure factors.	RAD 217 Radiographic Technique Manual Project	Average score of 90% or better (100 points)	Second Year, 5 th semester (Fall)	Clinical Coordinator
		RAD 124 Lab Assignment Effect of kVp on Image Contrast lab assignment	Average score ≥ 17 (21 points)	First Year, 2 nd semester (Fall)	RAD 124 Instructor

WCC RADIOGRAPHY PROGRAM ANNUAL ASSESSMENT PLAN

3.2.	Students will solve problems in the clinical setting.	Radiography Student Professional Skills Evaluation Question - 6	Average score ≥ 3 (1 – 4-point scale)	Second Year, 7 th semester (Spring/Summer)	Clinical Coordinator
		RAD 225 Final Evaluation (Judgment/Accountability 8th Statement)	Average score ≥ 3 (1 - 4-point scale)	Second Year, 6 th semester (Winter)	Clinical Coordinator

	Student Outcomes	Assessment Tool	Benchmark	Timeline	Faculty Responsible
4.1	Graduates will value the principles of lifelong learning.	Graduate Exit Survey	50% of second-year students will indicate a desire to continue their education by responding to the statement, “Do you have plans to continue your education within the next 12 months?” on the Graduate Exit Survey.	Second Year, 7 th semester (Spring/Summer)	Program Director
		Graduate Exit Survey (Question 17) – “Do you have plans to continue your education within the next 12 months?”	Average score ≥ 3 (4-point scale)	Second Year, 7 th semester (Spring/Summer)	Program Director

4.2	Students will recognize the ethical and medical issues in patient care.	RAD 110 writing assignment, Patient/Co-Worker Communication, and Cultural Diversity	Average score of 80 points or better (100 points rubric)	First Year, 1 st semester (Spring/Summer)	Clinical Coordinator
		RAD 103 – Unit 4 Homework Essay Questions on Ethical and Medical Issues in Patient Care	Average score > 32 points (40 points)	First Year, 1 st semester (Spring/Summer)	Clinical Coordinator

WCC RADIOGRAPHY PROGRAM ANNUAL ASSESSMENT PLAN

4.3	Students will exhibit professional behaviors in the clinical setting.	RAD 150 Final Performance Evaluation – (Interpersonal Relationships: The ability to communicate and interact in a professional manner with clinical staff and peers.)	Average score ≥ 3 (1 – 4-point scale)	First Year, 4 th semester (Spring/Summer)	Clinical Coordinator
		RAD 240 Final Performance Evaluation – Interpersonal Relationships: 2 nd statement	Average score ≥ 3 (1 – 4-point scale)	Second Year, 7 th semester (Spring/Summer)	Clinical Coordinator

WCC RADIOGRAPHY PROGRAM ANNUAL ASSESSMENT PLAN

	Student Outcomes	Assessment Tool	Benchmark	Timeline	Faculty Responsible
5.1.	The 5-year average pass rate for the ARRT credentialing examination is not less than 75% on the first attempt.	ARRT Annual Program Summary Report for WCC graduates	The five-year average pass rate of not less than 75% on the 1 st attempt of the National Radiography Certificate Examination administered by the American Registry of Radiologic Technologists (ARRT).	Annually in July	Program Director
5.2.	5-year average job placement rate of graduates actively seeking employment is not less than 75% within 12 month of graduation.	Email & Social Media	Five-year average job placement rate of not less than 75% within 12 months of graduation	Annually in July	Program Director
5.3.	Students admitted to the program will successfully complete the program within the 2-year sequence.	Admission/Graduation data	70% of the students admitted and enrolled in the program will complete the program within two years. The measure will be based on program retention rates (i.e., the number of students admitted to the program and the number of students who complete the program within two years).	Annually in July	Program Director
5.4.	Graduates will indicate that the program adequately prepared them for entry-level positions.	Graduate Exit Survey (Question 13)	Average score ≥ 3 (5-point scale; 5 = strongly agree, 1=strongly disagree)	Annually in July	Program Director

WCC RADIOGRAPHY PROGRAM ANNUAL ASSESSMENT PLAN


5.5.	Employers will indicate that the program graduates are adequately prepared for entry-level positions.	Radiography Student Professional Skills Evaluation	Average score \geq 3 (4-point scale)	Annually in August	Clinical Coordinator
------	---	--	--	--------------------	----------------------


Submitted by:

Name: William Nelson Digitally signed by William Nelson
Date: 2021.12.17 14:14:35 -05'00' Date: _____
Print/Signature

Department Chair: Kristina Sprague Digitally signed by Kristina Sprague
Date: 2021.12.17 14:15:19 -05'00' Date: _____
Print/Signature

Dean: Shari Lee Lambert, DNP, RN Digitally signed by Shari Lee Lambert, DNP, RN
Date: 2022.04.07 17:24:44 -04'00' Date: _____
Print/Signature

Curriculum Committee Chair: Randy Van Wagnen  Date: 9-21-22
Print/Signature

Assessment Committee Chair: Shawn Deron  Date: 11/12/2022
Print/Signature

ANNUAL RADIOGRAPHY ASSESSMENT PLAN 2018-2019

Goal 1: Students will be clinically competent.			
Student Outcomes	Assessment Tool	Benchmark	Results/Actions
1.1 Students will perform diagnostic radiographic procedures.	RAD 150 - Radiographic Positioning Simulation Exercises (Spinal Column) (Sp/Su 19)	90% of the students will achieve a score of 90% or higher	Average score 97% (exceeded benchmark) <i>Action: Continue to evaluate</i>
	RAD 240 - Final Clinical Performance Evaluation: Competency Maintenance – 2 nd statement (Sp/Su 19)	Average score ≥ 3 (1 – 4-point scale)	Average score 3.9 (exceeded benchmark) 20 students (87%) received a score of 4 3 students (13%) received a score of 3 <i>Action: Continue to evaluate</i>
1.2 Students will correctly operate radiographic equipment.	RAD 120 - Final Clinical Performance Evaluation: Technical Aptitude – 3 rd statement (Winter 19)	Average score ≥ 3 (1 – 4-point scale)	Average score 3.6 (exceeded benchmark) 63% received a score of 4 37% received a score of 3 <i>Action: Continue to evaluate</i>
1.3 Students will demonstrate the ability to perform basic patient care assessment skills.	RAD 101: Patient Transfer Competency Form (Sp/Su 18)	Average score ≥ 32 (total points 39)	Average Score: 37 (exceeded benchmark)
	RAD 222 Patient Assessment Skills Check Out Form: Venipuncture (Fall 18)	Average score ≥ 17 (total points 20)	Average Score: 20 (exceeded benchmark)
1.1	Strengths: For the RAD 150 radiographic positioning simulation exercise, the average score was 97%, which exceeded the benchmark. For the RAD 240 clinical performance evaluation, students demonstrated the ability to consistently perform procedures that were previously mastered. There was a slight decrease from last year's report, but of no major significance. Weaknesses: No weaknesses were noted. Decisions/Action Plan: 1. No changes 2. Continue to evaluate.		
1.2	Strengths: Students demonstrated the ability to properly manipulate fixed, fluoroscopic and mobile radiographic equipment. Weaknesses: No weaknesses were noted. Decisions/Action Plan: 1. No changes 2. Continue to evaluate.		
1.3	Strengths: Students demonstrated the proper techniques to perform venipuncture and patient transfers. There was no change in the average scores from 2017-2018. Weaknesses: No weaknesses were noted. Decisions/Action Plan: 1. No changes. 2. Continue to evaluate.		

ANNUAL RADIOGRAPHY ASSESSMENT PLAN 2018-2019

Goal 2: Students will communicate effectively both orally and in writing.				
	Student Outcomes	Assessment Tool	Benchmark	Results/Actions
2.1	Students will use effective oral communication skills in the clinical setting.	RAD 120 Final Evaluation: Patient Communication – 1 st statement (Winter 19)	Average score ≥ 3 (1 – 4 point scale)	Average score 3.7 (exceeded benchmark) 17 students (70%) received a score of 4 7 students (30%) received a score of 3 <i>Action: Continue to evaluate</i>
		Radiography Student Professional Skills Evaluation - Question 1 (Sp/Su 19)	Average score ≥ 3 (1 – 4 point scale) (**Note scale changed to 1-4pt scale when we moved to Trajecsyst; benchmark changed to 3)	Average score 3.8 (exceeded benchmark) 18 students (78%) received a score of 4 5 students (22%) received a score of 3 <i>Action: Continue to evaluate</i>
2.2	Students will practice writing skills.	RAD 120 - Contrast Case Study paper (Winter 19)	Average score ≥ 80 points (100 point Rubric)	Average score 97 (exceeded benchmark) <i>Action: Continue to evaluate</i>
		RAD 225 – Advanced-Level Training Research Paper (Winter 19)	Average score ≥ 80 points (100 point Rubric)	Average score 94 (exceeded benchmark) <i>Action: Continue to evaluate</i>
2.1	Strengths: Students demonstrated the ability to effectively communicate in the clinical setting. The average score for the final evaluation for RAD 120 increased from the previous year and exceeded the benchmark. For the Student Professional Skills Evaluation, students exceeded the benchmark. Weaknesses: No weaknesses were noted: Decisions/Action Plan: 1. No Changes. 2. Continue to evaluate.			
2.2	Strengths: Students demonstrated the ability to research and accurately write papers demonstrating their understanding of assigned topics. There was no change in the average score for the RAD 120 Contrast Case Study paper. The average score for the RAD 225 Advanced-Level Training Research decreased by three points from the 2017-2018 average score of 97 points. Weaknesses: Slight decrease in the average score: Decisions/Action Plan: 1. No Changes. 2. Continue to evaluate.			

ANNUAL RADIOGRAPHY ASSESSMENT PLAN 2018-2019

Goal 3: Students will critically think and effectively solve problems.				
	Student Outcomes	Assessment Tool	Benchmark	Results/Actions
3.1	Students will calculate correct exposure factors.	RAD 124 Lab Assignment Effect of Distance on Density/Density Maintenance Formula (Fall 18)	Average score \geq 20 (26 points)	Average Score: 22.3 (exceeded benchmark) <i>Action: Continue to evaluate</i>
		RAD 217 Radiographic Technique Manual Project (Fall 18)	Average score of 90% or better (100 points possible)	Average score 99% (exceeded benchmark) <i>Action: Continue to evaluate</i>
3.2.	Students will solve problems in the clinical setting.	RAD 225 Final Evaluation: Accountability – 8 th Statement (Winter 19)	Average score \geq 3 (1 - 4 point scale)	Average score 3.8 (exceeded benchmark) 18 students (78%) received a score of 4 5 students (12%) received a score of 3 <i>Action: Continue to evaluate</i>
		Radiography Student Professional Skills Evaluation - Question 6 (Sp/Su 19)	Average score \geq 3 (1-4 point scale) (**Note scale changed to 1-4pt scale when we moved to Trajecsys; benchmark changed to 3)	Average score 3.8 (exceeded benchmark) 18 students (78%) received a score of 4 5 students (12%) received a score of 3 <i>Action: Continue to evaluate</i>
3.1	<p>Strengths: The benchmark for the RAD 124 Distance Maintenance Formula lab assignment was met. There was a slight increase in the average score from the last report. Note: Based on a recommendation from our accrediting body, a new assessment tool was used for this learning outcome. To assess the ability of the student to calculate correct exposure factors, a project that requires students to develop a radiographic exposure manual was selected. Students demonstrated the ability to research and create a radiographic technique manual based on equipment used in their department. There was an increase in the average score of 3 percentage points from the previous year. Weaknesses: No weaknesses were noted. Decisions/Action Plan: 1. No Changes. 2. Continue to evaluate.</p>			
3.2	<p>Strengths: Students demonstrated the ability to apply critical thinking skills in the clinical setting. The 2018-19 average score (3.8) for the RAD 225 Final Evaluation was slightly higher than the 2017-2018 average (3.5). For the Radiography Student Professional Skills Evaluation, students exceeded the benchmark. Weaknesses: No weaknesses were noted. Decisions/Action Plan: 1. No Changes. 2. Continue to evaluate.</p>			

ANNUAL RADIOGRAPHY ASSESSMENT PLAN 2018-2019

Goal 4: Students will exhibit professional values, attitudes, behaviors, and ethics.				
	Student Outcomes	Assessment Tool	Benchmark	Results/Actions
4.1	Graduates will value the principles of lifelong learning.	Graduate Exit Survey (Question 17) – “Do you have plans to continue your education within the next 12 months?” (Sp/Su 19)	Average score ≥ 3 (4-point scale)	Average Score: 2.4: (benchmark not met) 0 (0%) 4-year institution 11 (52.38%) Advanced Imaging 8 (38.09%) Undecided 2 (9.523%) No plans to continue education
4.2	Students will recognize the ethical and medical issues in patient care.	RAD 103 – Unit 4 Homework Essay Questions on Ethical and Medical Issues in Patient Care (Sp/Su 19)	Average score $\geq 80\%$ (40-point scale)	Average score: 40 points (exceeded benchmark) <i>Action: Continue to evaluate</i>
		RAD 110 - Patient/Co-Worker Communication and Cultural Diversity writing assignment (Fall 18)	Average score of 80 points or better (100 points)	Average score 94 points (exceeded benchmark) <i>Action: Continue to evaluate</i>
4.3	Students will exhibit professional behaviors in the clinical setting.	RAD 150 Final Performance Evaluation – Interpersonal Relationships: 1 st statement (Sp/Su 19)	Average score ≥ 3 (1 – 4-point scale)	Average score 3.9 (exceeded benchmark) 22 students (88%) received a score of 4 3 students (12%) received a score of 3 <i>Action: Continue to evaluate</i>
		RAD 240 Final Performance Evaluation – Interpersonal Relationships: 2 nd statement (Sp/Su 19)	Average score ≥ 3 (1 – 4-point scale)	Average score 3.7 (exceeded benchmark) 17 students (74%) received a score of 4 6 students (26%) received a score of 3 <i>Action: Continue to evaluate</i>
4.1	Strengths: Over 50% of the students plan to continue their education in an advanced imaging modality. Weaknesses: The benchmark for this reporting cycle was not met: Decisions/Action Plan: Based on a recommendation from our accrediting body, this student outcome will be removed from assessment plan.			
4.2	Strengths: Students were able to successfully recognize ethical and medical issues in patient care. For the RAD 103 homework essay questions, there was a slight increase in the average score. The 2018-19 average score (94) for the RAD 110 writing assignment was lower than the 2017-18 average score (98). Weaknesses: No weaknesses were noted: Decisions/Action Plan: 1. No Changes. 2. Continue to evaluate.			
4.3	Strengths: Students demonstrated professional behaviors in the clinical setting. The 2018-19 average score (3.9) of the RAD 150 Final Performance Evaluation Professional Mannerism question was slightly higher compared to the 2017-18 annual assessment (3.8); The 2018-19 average score (3.7) the RAD 240 Final Performance Evaluation was slightly lower than the 2017-18 average score (3.9). Weaknesses: No weaknesses were noted: Decisions/Action Plan: 1. No Changes. 2. Continue to evaluate.			

ANNUAL RADIOGRAPHY ASSESSMENT PLAN 2018-2019

Program Effectiveness Measures:																																				
	Student Outcomes	Assessment Tool	Benchmark	Results/Actions																																
1.	5-year average pass rate for the ARRT credentialing examination is not less than 75% on the first attempt.	ARRT Annual Program Summary Report for WCC graduates	Five-year average pass rate of not less than 75% on the 1 st attempt of the National Radiography Certificate Examination administered by the American Registry of Radiologic Technologist (ARRT).	<table border="1" style="width: 100%; border-collapse: collapse;"> <thead> <tr> <th style="width: 10%;">Year</th> <th style="width: 15%;"># Graduates that took Exam</th> <th style="width: 20%;"># that passes on 1st attempt</th> <th style="width: 55%;">Percent Passing</th> </tr> </thead> <tbody> <tr> <td style="text-align: center;">2015</td> <td style="text-align: center;">22</td> <td style="text-align: center;">22</td> <td style="text-align: center;">100%</td> </tr> <tr> <td style="text-align: center;">2016</td> <td style="text-align: center;">23</td> <td style="text-align: center;">23</td> <td style="text-align: center;">100%</td> </tr> <tr> <td style="text-align: center;">2017</td> <td style="text-align: center;">22</td> <td style="text-align: center;">21</td> <td style="text-align: center;">95%</td> </tr> <tr> <td style="text-align: center;">2018</td> <td style="text-align: center;">22</td> <td style="text-align: center;">22</td> <td style="text-align: center;">100%</td> </tr> <tr> <td style="text-align: center;">2019</td> <td style="text-align: center;">23</td> <td style="text-align: center;">23</td> <td style="text-align: center;">100%</td> </tr> <tr> <td style="text-align: center;">Total</td> <td style="text-align: center;">112</td> <td style="text-align: center;">111</td> <td></td> </tr> <tr> <td colspan="4" style="text-align: center;">5-Year Average 99%</td> </tr> </tbody> </table>	Year	# Graduates that took Exam	# that passes on 1 st attempt	Percent Passing	2015	22	22	100%	2016	23	23	100%	2017	22	21	95%	2018	22	22	100%	2019	23	23	100%	Total	112	111		5-Year Average 99%			
Year	# Graduates that took Exam	# that passes on 1 st attempt	Percent Passing																																	
2015	22	22	100%																																	
2016	23	23	100%																																	
2017	22	21	95%																																	
2018	22	22	100%																																	
2019	23	23	100%																																	
Total	112	111																																		
5-Year Average 99%																																				
2.	5-year average job placement rate of graduates actively seeking employment is not less than 75% within 12 months of graduation.	Email/Social Media	Five-year average job placement rate of not less than 75% within 12 months of graduation.	<table border="1" style="width: 100%; border-collapse: collapse;"> <thead> <tr> <th style="width: 10%;">Year</th> <th style="width: 15%;"># Graduates that actively sought employment</th> <th style="width: 20%;"># of graduates that found employment within 12-months of graduation</th> <th style="width: 55%;">Percent Employed</th> </tr> </thead> <tbody> <tr> <td style="text-align: center;">2015</td> <td style="text-align: center;">17</td> <td style="text-align: center;">17</td> <td style="text-align: center;">100%</td> </tr> <tr> <td style="text-align: center;">2016</td> <td style="text-align: center;">23</td> <td style="text-align: center;">23</td> <td style="text-align: center;">100%</td> </tr> <tr> <td style="text-align: center;">2017</td> <td style="text-align: center;">19</td> <td style="text-align: center;">19</td> <td style="text-align: center;">100%</td> </tr> <tr> <td style="text-align: center;">2018</td> <td style="text-align: center;">21</td> <td style="text-align: center;">21</td> <td style="text-align: center;">100%</td> </tr> <tr> <td style="text-align: center;">2019</td> <td style="text-align: center;">23</td> <td style="text-align: center;">21</td> <td style="text-align: center;">91%</td> </tr> <tr> <td style="text-align: center;">Total</td> <td style="text-align: center;">103</td> <td style="text-align: center;">101</td> <td></td> </tr> <tr> <td colspan="4" style="text-align: center;">5-Year Average 98%</td> </tr> </tbody> </table>	Year	# Graduates that actively sought employment	# of graduates that found employment within 12-months of graduation	Percent Employed	2015	17	17	100%	2016	23	23	100%	2017	19	19	100%	2018	21	21	100%	2019	23	21	91%	Total	103	101		5-Year Average 98%			
Year	# Graduates that actively sought employment	# of graduates that found employment within 12-months of graduation	Percent Employed																																	
2015	17	17	100%																																	
2016	23	23	100%																																	
2017	19	19	100%																																	
2018	21	21	100%																																	
2019	23	21	91%																																	
Total	103	101																																		
5-Year Average 98%																																				
3.	Students admitted to the program will successfully complete the program within the 2-year sequence.	Admission/ Graduation data	70% of the students admitted and enrolled in the program will complete the program within two years. Measure will be based on program retention rates (i.e., number of students admitted to the program and the number of students who complete the program within two years.)	<table border="1" style="width: 100%; border-collapse: collapse;"> <thead> <tr> <th style="width: 10%;">Year</th> <th style="width: 15%;"># Students initially admitted</th> <th style="width: 20%;"># Graduates</th> <th style="width: 55%;">Percent Completion</th> </tr> </thead> <tbody> <tr> <td style="text-align: center;">2015</td> <td style="text-align: center;">31</td> <td style="text-align: center;">22</td> <td style="text-align: center;">4 voluntary withdrawals; 5 dismissals 71%</td> </tr> <tr> <td style="text-align: center;">2016</td> <td style="text-align: center;">31</td> <td style="text-align: center;">23</td> <td style="text-align: center;">7 voluntary withdrawals; 1 dismissals 74%</td> </tr> <tr> <td style="text-align: center;">2017</td> <td style="text-align: center;">31</td> <td style="text-align: center;">22</td> <td style="text-align: center;">4 (voluntary withdrawals; 5 dismissals 71%</td> </tr> <tr> <td style="text-align: center;">2018</td> <td style="text-align: center;">31</td> <td style="text-align: center;">22</td> <td style="text-align: center;">5 (voluntary withdrawals; 4 dismissals 71%</td> </tr> <tr> <td style="text-align: center;">2019</td> <td style="text-align: center;">31</td> <td style="text-align: center;">23</td> <td style="text-align: center;">4 voluntary withdrawals; 4 dismissals 74%</td> </tr> <tr> <td style="text-align: center;">Total</td> <td style="text-align: center;">155</td> <td style="text-align: center;">112</td> <td></td> </tr> <tr> <td colspan="4" style="text-align: center;">5-Year Average 72%</td> </tr> </tbody> </table>	Year	# Students initially admitted	# Graduates	Percent Completion	2015	31	22	4 voluntary withdrawals; 5 dismissals 71%	2016	31	23	7 voluntary withdrawals; 1 dismissals 74%	2017	31	22	4 (voluntary withdrawals; 5 dismissals 71%	2018	31	22	5 (voluntary withdrawals; 4 dismissals 71%	2019	31	23	4 voluntary withdrawals; 4 dismissals 74%	Total	155	112		5-Year Average 72%			
Year	# Students initially admitted	# Graduates	Percent Completion																																	
2015	31	22	4 voluntary withdrawals; 5 dismissals 71%																																	
2016	31	23	7 voluntary withdrawals; 1 dismissals 74%																																	
2017	31	22	4 (voluntary withdrawals; 5 dismissals 71%																																	
2018	31	22	5 (voluntary withdrawals; 4 dismissals 71%																																	
2019	31	23	4 voluntary withdrawals; 4 dismissals 74%																																	
Total	155	112																																		
5-Year Average 72%																																				

ANNUAL RADIOGRAPHY ASSESSMENT PLAN 2018-2019

4.	Graduates will indicate that the program adequately prepared them for entry-level positions.	Graduate Exit Survey (Question 13)	Average score ≥ 3 (1 – 5 point scale; 5 strongly agree – 1 strongly disagree)	Average Score: 4.8 21 (91%) of 23 graduates responded: 17 graduates (80.9%) Strongly agreed 4 graduates (19.04%) Agreed 0 graduates (0%) Neither Agree or Disagree 0 graduates (0%) Disagree 0 graduates (0%) Strongly disagreed
5.	Employers will indicate that the program graduates are adequately prepared for entry-level positions.	Radiography Student Professional Skills Evaluation (Question 9) (Sp/Su 18)	Average score ≥ 3 (1-4-point scale) (**Note scale changed to 1-4pt scale when we moved to Trajecsyst; benchmark changed to 3)	Average score 4 (exceeded benchmark) 100% of students received a score of 4 <i>Action: Continue to evaluate</i>
<p>Strengths:</p> <ol style="list-style-type: none"> 1. The 5-year ARRT pass rate for the ARRT Radiography Certification exam increased from 98% to 99%. 2. The 5-year job placement rate increased from 97% to 98%. 3. Students indicated that the program adequately prepared them for an entry-level position. 4. Employers indicated that the graduates were adequately prepared for entry-level positions. <p>Weaknesses: Completion rate remains consistent from the previous reporting cycle but continues to hover just above the benchmark.</p> <p>Decisions/Action Plan: 1. No Changes. 2. Continue to evaluate.</p>				

PROGRAM ASSESSMENT PLANNING FORM

Program to be assessed:

Title: Radiography program

Division: HAT

Department: Allied Health Department

Program Code: ~~RAD~~ APRAD

Type of Award:

A.A.
 Cert.

A.S.
 Adv. Cert.

A.A.S.
 Post-Assoc. Cert.

Cert. of Completion

Assessment plan:

Goal 1: The program will prepare students to pass the National Certification Examination administered by the American Registry of Radiologic Technologist.

Student Outcomes	Assessment Tool	Benchmark	Timeline	Faculty Responsible
Second-year students will pass a standardized registry examination.	Primary Assessment Series (PAS) in Radiography Exam: (external standardized exam)	80% of the second-year students will obtain a scaled score of 70 or above on the 3 rd Primary Assessment Series (PAS) in Radiography Exam: (external standardized exam)	The PAS exam will be administered to the 2 nd year students at the end of the spring/summer semester	Program Director and faculty
Graduates will pass the state licensure and/or certification for diagnostic radiography.	ARRT Annual Summary Report for Examination in Radiography	90% of the graduates will pass the National Certificate Examination administered by the American Registry of Radiologic Technologist (ARRT) on the first attempt.	Annually in September	Program Director

Goal 2: The program will provide a diverse curriculum that will prepare students for an entry-level career in the field of diagnostic radiography and will also enable students to function as an integral part of the health care system.

Student Outcomes	Assessment Tool	Benchmark	Timeline	Faculty Responsible
Students will acquire knowledge of anatomy, physiology, positioning and radiographic technique to accurately obtain diagnostic radiographs.	RAD Student Professional Skills Evaluation	80% of the clinical sites who return the Washtenaw Community College Radiography Program Radiography Student Professional Skills Evaluation will give students finishing RAD 240 a "4" or better on a 1 to 5 Likert scale when responding to the statement "If an entry-level position was open and this student was applying, you would hire this student."	Annually at the end of each Winter semester	Program Director and Clinical Coordinator
Students will acquire the knowledge of radiation biology and	Radiation Biology and Protection paper	On a random sampling of the Radiation Biology and Protection paper 90%	Annually at end of Fall semester	Clinical Coordinator

PROGRAM ASSESSMENT PLANNING FORM

protection for patient, self and others.		students will achieve a score of 80% or better		
Goal 2: The program will provide a diverse curriculum that will prepare students for an entry-level career in the field of diagnostic radiography and will also enable students to function as an integral part of the health care system.				
Student Outcomes	Assessment Tool	Benchmark	Timeline	Faculty Responsible
Students will demonstrate the ability to perform basic patient care assessment skills.	RAD 222 Patient Assessment Skills Check - Out Form (to be developed during the Winter 2008 course)	On a sampling of the Patient Assessment Skills Check - Out Form, 90% students will achieve passing grade.	Annually at the end of the Winter	Program Director, Faculty, & Clinical Coordinator
Students will acquire the knowledge and skills to operate radiographic equipment according to federal and state guidelines.	Competency Maintenance section of the Final Clinical Performance Evaluation.	On a sampling of the Final Performance Clinical Evaluation (Competency Maintenance section) 95% students will achieve a performance rating of 10 or above on a zero to twenty point scale.	Annually at the end of the summer semester	Program Director, Faculty, & Clinical Coordinator
Students will acquire the clinical skills to obtain diagnostic radiographs.	RAD Student Professional Skills Evaluation	80% of clinical sites who return the Washtenaw Community College Radiography Program Radiography Student Professional Skills Evaluation will give students finishing RAD 240 a "4" or better on a 1 to 5 Likert scale when responding to the statement "If an entry-level position was open and this student was applying, you would hire this student."	Annually in June	Program Director, Faculty, & Clinical Coordinator
Goal 2: The program will provide a diverse curriculum that will prepare students for an entry-level career in the field of diagnostic radiography and will also enable students to function as an integral part of the health care system.				
Student Outcomes	Assessment Tool	Benchmark	Timeline	Faculty Responsible
Students will communicate effectively with patients, staff and others.	Radiography Student Professional Skills Evaluation	80% of clinical sites who return the Washtenaw Community College Radiography Program Radiography Student	Annually in August	Program Director, Faculty, & Clinical Coordinator

PROGRAM ASSESSMENT PLANNING FORM

		Professional Skills Evaluation will give students finishing RAD 240 a "4" or better on a 1 to 5 Likert scale when responding to the statement "The student communicates with patients in a manner that you would expect/require of entry-level radiology staff member"		
Students will develop problem-solving and critical thinking skills to effectively obtain diagnostic radiographs.	Radiography Student Professional Skills Evaluation	90% of the completed Radiography Student Professional Skills Evaluations will rate the students with a 4 or 5 on items 5 and 6	Annually in August	Program Director, Faculty, & Clinical Coordinator
Goal 3: The program will provide health care employers with graduates who possess entry-level knowledge and skills.				
Student Outcomes	Assessment Tool	Benchmark	Timeline	Faculty Responsible
Students admitted to the program will successfully complete the program within the 2-year sequence.	Admission/Graduation data	70% of the students admitted and enrolled in the program will complete the program within two years. Measure will be based on program retention rates (i.e., number of students admitted to the program and the number of students who complete the program within two years.)	Annually in August	Program Director
The program will graduate students who possess the entry-level knowledge and skills required of a radiographer.	RAD Student Professional Skills Evaluation	80% of the clinical sites who return the Washtenaw Community College Radiography Program Radiography Student Professional Skills Evaluation will give students finishing RAD 240 a "4" or better on a 1 to 5 Likert scale when responding to the statement "If an entry-level position was open and this student was applying, you would hire this student."	Annually in August	Program Director, & Clinical Coordinator
Graduates will value the principles of life long learning.	Participation in professional state and national conferences	50% of second year students will attend a state or national conference 50% of second year students	Annually in August	Program Director, Faculty, & Clinical Coordinator

		will indicate a desire to continue their education by responding to the statement, "Do you have plans to continue our education within the next 12 months?" on the Graduate Exit Survey.			x
Goal 3: The program will provide health care employers with graduates who possess entry level knowledge and skills.					
Student Outcomes	Assessment Tool	Benchmark	Timeline	Faculty Responsible	
Graduates will indicate that the program adequately prepared them for entry-level positions.	Graduate Exit Survey	90% of graduates will express satisfaction with the program by responding to the statement, "Do you feel that the WCC Radiography Program prepared you for an entry-level position in a radiology department?" on the Graduate Exit.	Annually in August	Program Director	
Graduates will indicate that they have acquired an entry-level position as a radiographer and/or are continuing their education immediately after graduation.	Graduate Survey	90% of graduates will indicate that they have acquired an entry-level position as a radiographer and/or are continuing with their education by responding to the statement, "Select the statement below that best describes your job status" on the Graduate Exit Survey.	Annually in August	Program Director	x
Employers will indicate that the program graduates are adequately prepared for entry-level positions.	Radiography Student Professional Skills Evaluation	80% of clinical sites who return the Washtenaw Community College Radiography Program Radiography Student Professional Skills Evaluation will give students finishing RAD 240 a "4" or better on a 1 to 5 Likert scale when responding to the statement "If an entry-level position was open and this student was applying, you would hire this student."	Annually in August	Program Director, Faculty, & Clinical Coordinator	x

PROGRAM ASSESSMENT PLANNING FORM

Scoring and analysis of assessment:

1. Indicate how the above assessment(s) will be scored and evaluated (e.g. departmentally developed rubric, external evaluation, other). Attach the rubric/scoring guide. See chart above

2. Indicate the standard of success to be used for this assessment. see chart above

3. Indicate who will score and analyze the data (data must be blind-scored). see chart above

4. Explain the process for using assessment data to improve the program.
The program faculty, along with the program advisory committee members will discuss & review the results to determine any program changes that need to be made.

Submitted by:

Name: Connie Foster Date: 1/15/09
Print/Signature

Dept. Chair: Connie Foster Date: 1/15/09
Print/Signature

Dean: [Signature] Date: 1/16/09
Print/Signature

Please return completed form to the Office of Curriculum & Assessment, SC 247.

ASSESSMENT PLANNING FORM

WASHTENAW COMMUNITY COLLEGE

Course/program- to be assessed:

Title: Radiography Program *APRAD*

Award type: Associate in Applied Science Degree

Division: HAT

Code: RAD

Department: ALHD

I have attached the assessment plan that it used for our program accreditation.

Assessment plan:

Learning outcomes to be assessed	Assessment tool	When assessment will take place	Course section(s)/other population	Number students to be assessed

Scoring and analysis plan:

1. Indicate how the above assessment(s) will be scored and evaluated (e.g. departmentally developed rubric, external evaluation, other). Describe the scoring range to be used, or include a copy of the rubric.
The radiography department faculty will work together to collect and analyze the data.
2. Indicate the standard of success to be used for this assessment (e.g. 75% of students must meet all learning outcomes).
See assessment plan.
3. Indicate who will score and analyze the data.
The radiography program faculty will work together to score and analyze the data from the program assessment.
4. Explain how and when the assessment results will be shared with the department and other involved faculty.
The data from the program assessment will be reviewed annual by the radiography program faculty.
5. Describe any additional assistance the department will require to complete this assessment.
Assistance will be need for the Employer Survey.

Submitted by:

Name: Connie Foster

Date: 11/23/06

Department Chair: Connie Foster

Date: 11/22/04

Dean: [Signature]

Date: 11/28/2006

Please return completed form to the Office of Curriculum & Assessment, SC 247.