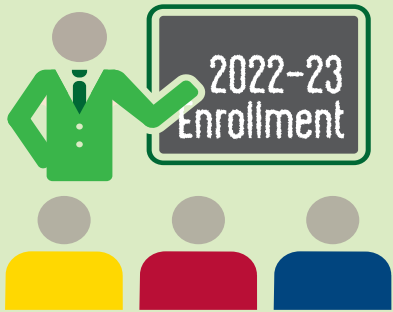


ENROLLMENT FACTS | 2022-23

Credit Students



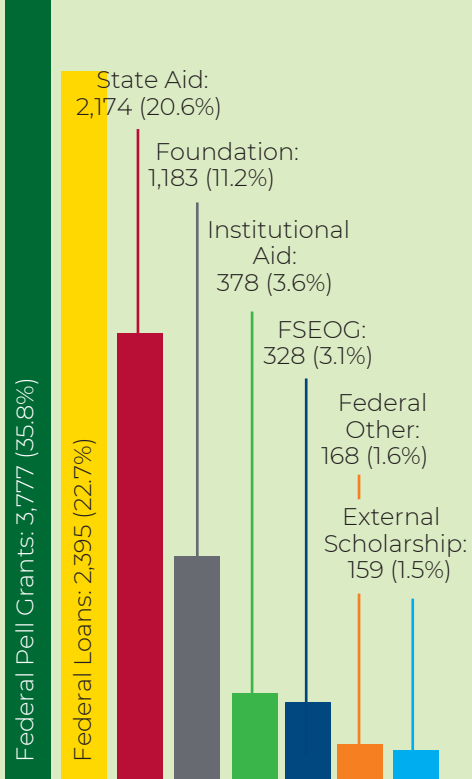
Credit Headcount

20,284

FINANCIAL AID

6,363 WCC students received some form of financial aid.

Breakdown of aid received:



DUAL ENROLLMENT

890

New Students

74

Schools Participating

3,583
AWARDS GRANTED
2022-23



1,430

Associate Degrees

2,153

Certificates

OTHER DEMOGRAPHICS



3,500 (17.3%) First generation college

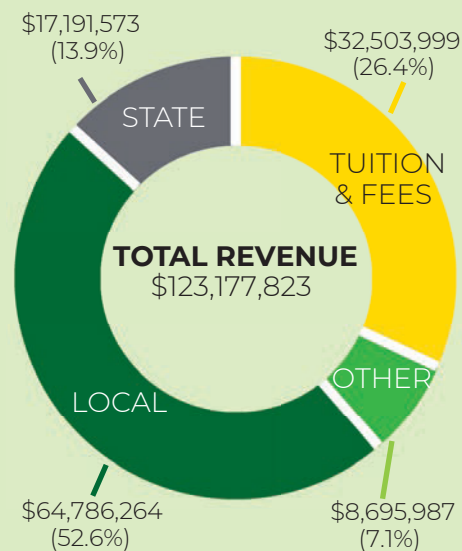
1,271 (6.3%) Single parents

578 (2.8%) Students w/ disabilities

495 (2.4%) Veterans

697 (3.4%) International students

REVENUE BY SOURCE



AVERAGE ANNUAL TUITION & FEES



\$2,280



\$18,129

FALL 2023 STUDENT DEMOGRAPHICS

10,811 students

REGISTRATION STATUS

8,014

(74.1%)

2,797

(25.9%)

Part-time students

Full-time students

REGISTRATION TYPE

3,181

(29.4%)

6,682

(61.8%)

948

(8.8%)

New students

Continuing students

Readmit students

GENDER*



Female: 5,715 (53.7%)

Unknown: 162



Male: 4,934 (48.3%)

ETHNICITY*

African American 1,633 (15.7%)

Asian 772 (7.4%)

Hispanic 865 (8.3%)

Native American 36 (0.3%)

Other Pacific Islander 10 (0.1%)

White 6,413 (61.7%)

Other: 4

Unknown 416 (3.8%)

Two or More 662 (6.4%)

* Percentages based on known data.

MORE FALL '23 DEMOGRAPHICS ON BACK